

# Italian Toast



# What you need to prepare

## Ingredients

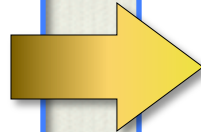

- ❖ Loaf of bread
- ❖ Chopped tomatoes
- ❖ Cheese
- ❖ Chopped Basil

## Tools

- ❖ Toaster
- ❖ Spatula



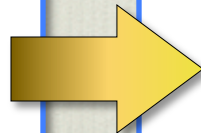
Bring a loaf of bread



Bring 5 chopped tomatoes.



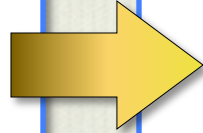
Place the tomatoes on the toast.



Bring cheese



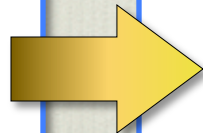
Open the bag of cheese



Grab a handful of cheese



Place the cheese on the toast



Bring chopped basil or basil





Sprinkle chopped basil on top



Open toaster



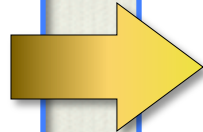
Place the toast inside



Close the toaster and toast



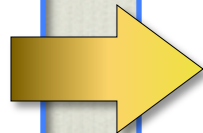
Set the time to 5 min and press start!!



Wait 5min



After the toaster is off, open the toaster

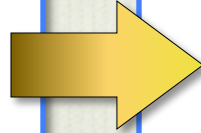


Bring a spatula





Use the spatula and get the toast



Place it on your plate and enjoy!!



# Disclaimer

Spectrum Visions Global, Inc. (“SVG”) provide only the space in its website to post Recipes, and does not warrant or assume any legal liability or responsibility for the accuracy, completeness, safety or usefulness of any information, apparatus, product, or process disclosed in this website. SVG does not warrant or make any representation that any and all of Recipes posted on SVG’s website do not infringe upon any third party’s rights. SVG does not endorse or recommend any of the Recipes posted in its website. The views and opinions of authors of Recipes expressed or implied on SVG’s Web sites do not necessarily state or reflect those of SVG, and they may not be used for the purposes of showing SVG’s approval or endorsement.