

PB&J



What you need to prepare

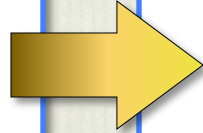
Ingredients

- ❖ Loaf of bread
- ❖ Peanut Butter
- ❖ Jelly

Tools

- ❖ Toaster
- ❖ Butter knife
- ❖ Towel
- ❖ Mitten
- ❖ Plate

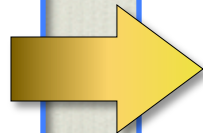
Get a loaf of bread



Open the toaster



Place the bread(s) in the toaster



Close the toaster



Set it to 5min. And wait



Put on your mitten




Open the toaster




Take out the bread carefully



Place it on the plate



Open Peanut Butter



Bring the butter knife



Get some peanut butter



Spread peanut butter




Wash and wipe the butter knife



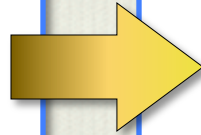
Open the jam jar



Get some jam



Spread jam on top of peanut butter



Enjoy!!!



Disclaimer

Spectrum Visions Global, Inc. (“SVG”) provide only the space in its website to post Recipes, and does not warrant or assume any legal liability or responsibility for the accuracy, completeness, safety or usefulness of any information, apparatus, product, or process disclosed in this website. SVG does not warrant or make any representation that any and all of Recipes posted on SVG’s website do not infringe upon any third party’s rights. SVG does not endorse or recommend any of the Recipes posted in its website. The views and opinions of authors of Recipes expressed or implied on SVG’s Web sites do not necessarily state or reflect those of SVG, and they may not be used for the purposes of showing SVG’s approval or endorsement.