

Scrambled Eggs



What you need to prepare

Ingredients

- ❖ One egg
- ❖ Salt
- ❖ Pepper

Tools

- ❖ Stove
- ❖ Spatula
- ❖ Plate

Bring a pan
and place it on top of the stove



Set the heat to low



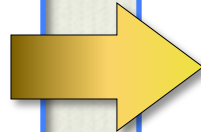
Bring oil



Drop few drops on top of the pan



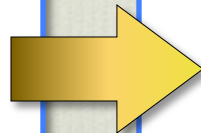
Bring an egg



Crack the egg



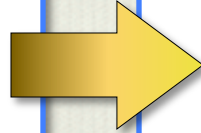

Crack the egg inside the pan. (parents help may be needed, and make sure there are no egg shells inside.



Bring the spatula



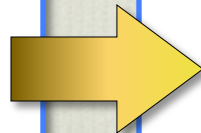
Use the spatula and scramble the egg



Scramble the eggs into bitts



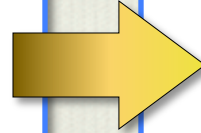
Scramble for 1 min



Turn off the stove



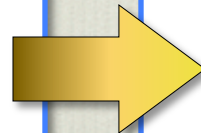
Bring pepper



Sprinkle pepper on top of the scrambled eggs



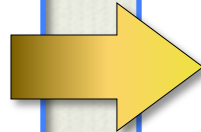
Bring salt



Sprinkle a little salt on top of the scrambled eggs



Lift up the eggs with spatula and
place it on the plate



ENJOY!!



Disclaimer

Spectrum Visions Global, Inc. (“SVG”) provide only the space in its website to post Recipes, and does not warrant or assume any legal liability or responsibility for the accuracy, completeness, safety or usefulness of any information, apparatus, product, or process disclosed in this website. SVG does not warrant or make any representation that any and all of Recipes posted on SVG’s website do not infringe upon any third party’s rights. SVG does not endorse or recommend any of the Recipes posted in its website. The views and opinions of authors of Recipes expressed or implied on SVG’s Web sites do not necessarily state or reflect those of SVG, and they may not be used for the purposes of showing SVG’s approval or endorsement.